

PRE SCHOOL ASSIGNMENT

(Fourth week)

Important note:

As per the directive of the Directorate of Education the school will remain closed till 17th May , 2020.

We have already provided three week's assignment and we hope that you are doing your assignments regularly. We request you to adhere the Government guidelines on Covid-19 and stay at home & remain healthy.

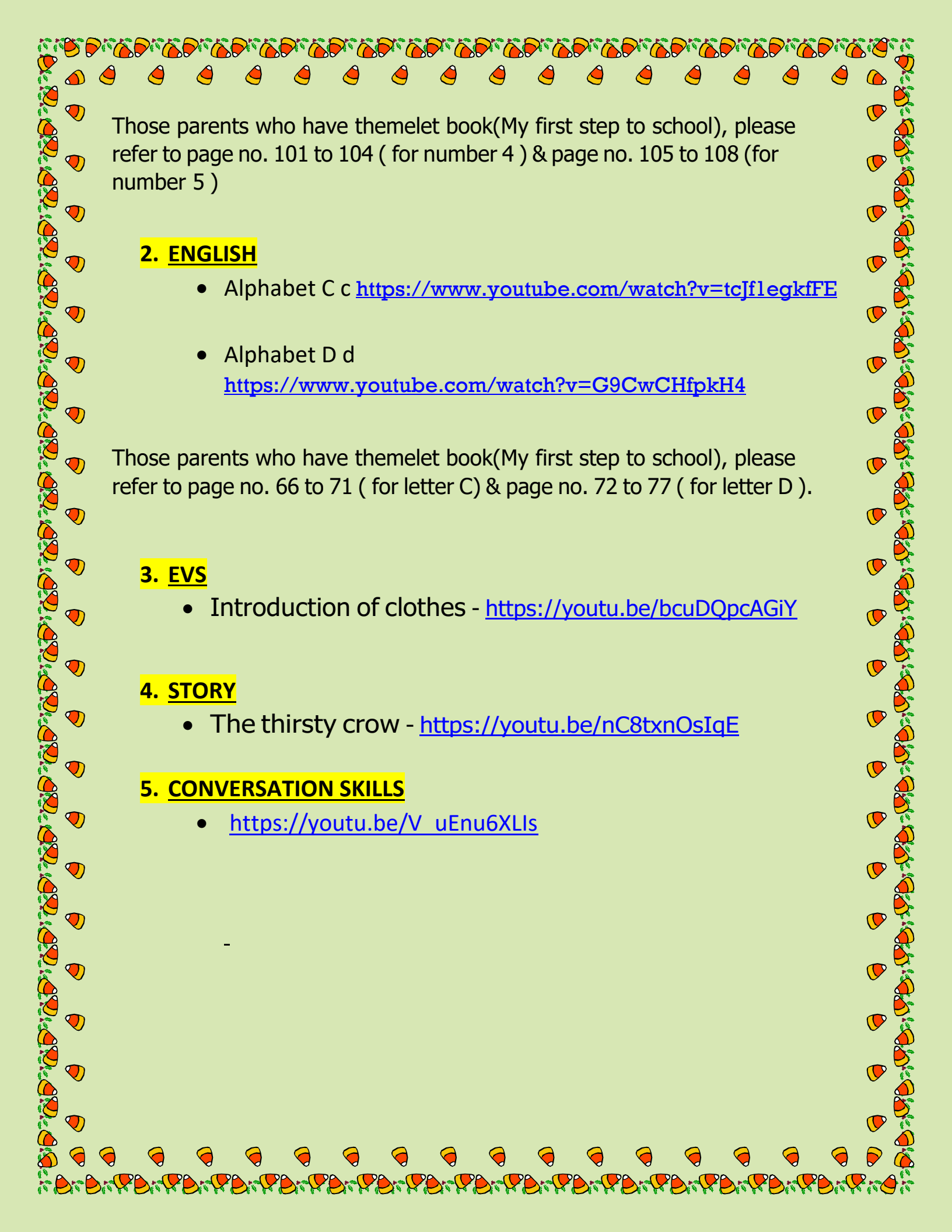
***NOTE: THOSE PARENTS WHO DO NOT HAVE BOOKS, PLEASE DO THE EXERCISES FOR EACH SUBJECT IN ANY ROUGH NOTEBOOK/LOOSE SHEETS (A4 SHEETS) ETC**

If you are unable to open the given link in mobile device, kindly copy the link in Google browser, else try to browse in internet explorer, Mozilla Firefox....

All the teachers have prepared these videos to make learning easy and convenient for children, so please refer the following videos and then do the assignments given below:

1. MATHS

- New number – 4
<https://www.youtube.com/watch?v=hsR7GIYUiOk>
- New number- 5
<https://www.youtube.com/watch?v=xNv7ygJvFfc>
- Oral 1 to 10(rhymes)
<https://www.youtube.com/watch?v=eKD3AMWXZzc>



Those parents who have themelet book(My first step to school), please refer to page no. 101 to 104 (for number 4) & page no. 105 to 108 (for number 5)

2. ENGLISH

- Alphabet C c <https://www.youtube.com/watch?v=tcJflegkfFE>
- Alphabet D d
<https://www.youtube.com/watch?v=G9CwCHfpkH4>

Those parents who have themelet book(My first step to school), please refer to page no. 66 to 71 (for letter C) & page no. 72 to 77 (for letter D).

3. EVS

- Introduction of clothes - <https://youtu.be/bcuDQpcAGiY>

4. STORY

- The thirsty crow - <https://youtu.be/nC8txnOsIqE>

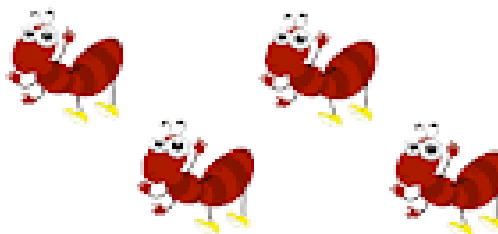
5. CONVERSATION SKILLS

- https://youtu.be/V_uEnu6XLIs




Trace along the dotted line **FOUR 4**

Trace the number



4	4	4
4	4	4
4	4	4
4	4	4

Trace along the dotted line **FIVE 5**



5	5	5	5	5	5
5	5	5	5	5	5
5	5	5	5	5	5
5	5	5	5	5	5
5	5	5	5	5	5
5	5	5	5	5	5

Teacher's Signature : _____



Date : ____/____/____

Apple

Ball





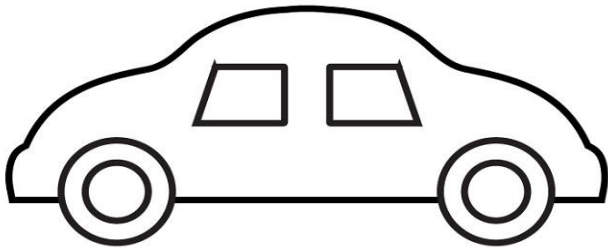
Cat

Dog



Dolphin

Trace capital letter C :




Tracing practice section consisting of six rows of handwriting lines. Each row contains seven dashed capital letters 'C' for tracing. The lines are composed of a solid top line, a dashed middle line, and a solid bottom line.

Lets see and learn what comes from letter C



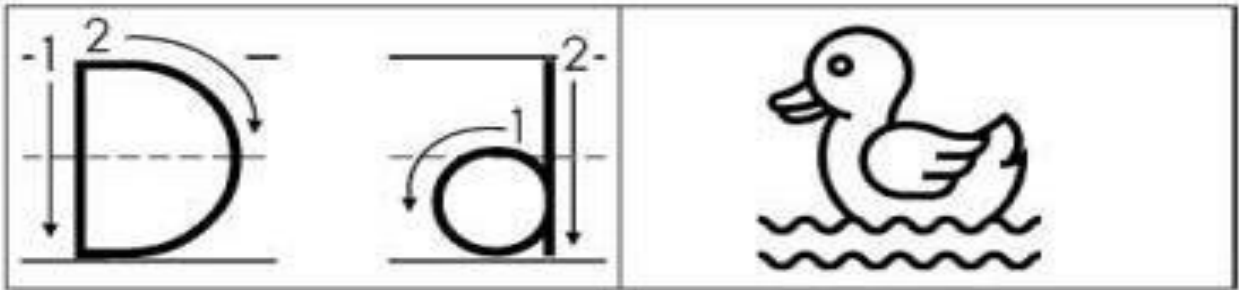


C




Hold your pencil and draw a standing line and then a curve line. See the placing of capital D and small d

Trace Letter D



Lets see and learn what comes from letter D



d



CANDY LETTER MATCH

- ✚ Write pairs of letters capital and small on sticker dots and place them on the bottom of several toffees.
- ✚ Children take turns lifting two toffees at a time. If the letters match, they keep those toffees.
- ✚ If they do not match, they have to put them back.
- ✚ Repeat this game until they match all the capital and small pairs.

We use this game to practice matching capital to small letters, small letter to capital letter, depending on what we are working on.



Rhymes


Sun Sun Sun – <https://www.youtube.com/watch?v=shxgwqhj5RA>

Phonic song – <https://www.youtube.com/watch?v=BELIZKpi1Zs>

I am special - <https://youtu.be/pz7sq9IFE24>

Sari Duniya gol matol – <https://youtu.be/2LtzG8dhKlO>

Kids !! Try to learn this amazing jolly phonic rhyme to explore the sound of the each letter.



Story-

A Thirsty Crow- <https://youtu.be/nC8txnOslqE>

EVS Activity

**-Ask your kid to watch the video and
learn the names of the Clothes**

<https://youtu.be/bcuDQpcAGiY>

**- please provide your kid with small tub, washing powder and
rubbing brush and ask them to wash their favorite T-shirt.**



**(parents are requested to click the pictures of every activity the
kid is doing and share it with the class teacher).**

Clothing

Name _____

Circle the clothes.

